

235

234

233

232

Ties

2009 (13884)

Surfacing

2009

Rail

105# Welded

130# Jointed

Brush Spray

2011

County

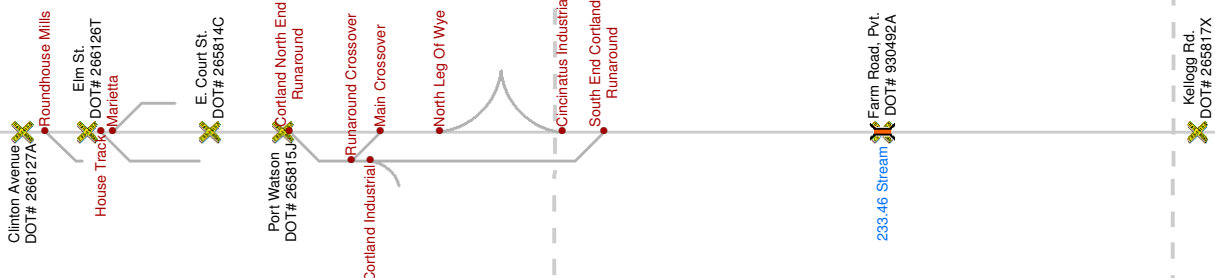
Cortland County

Municipality

City of Cortland

Town of Cortlandville

Speed



-0.05

0.471

-0.062

0.13

Grade

Curve

0°-46'

0°-58'

0°-59'

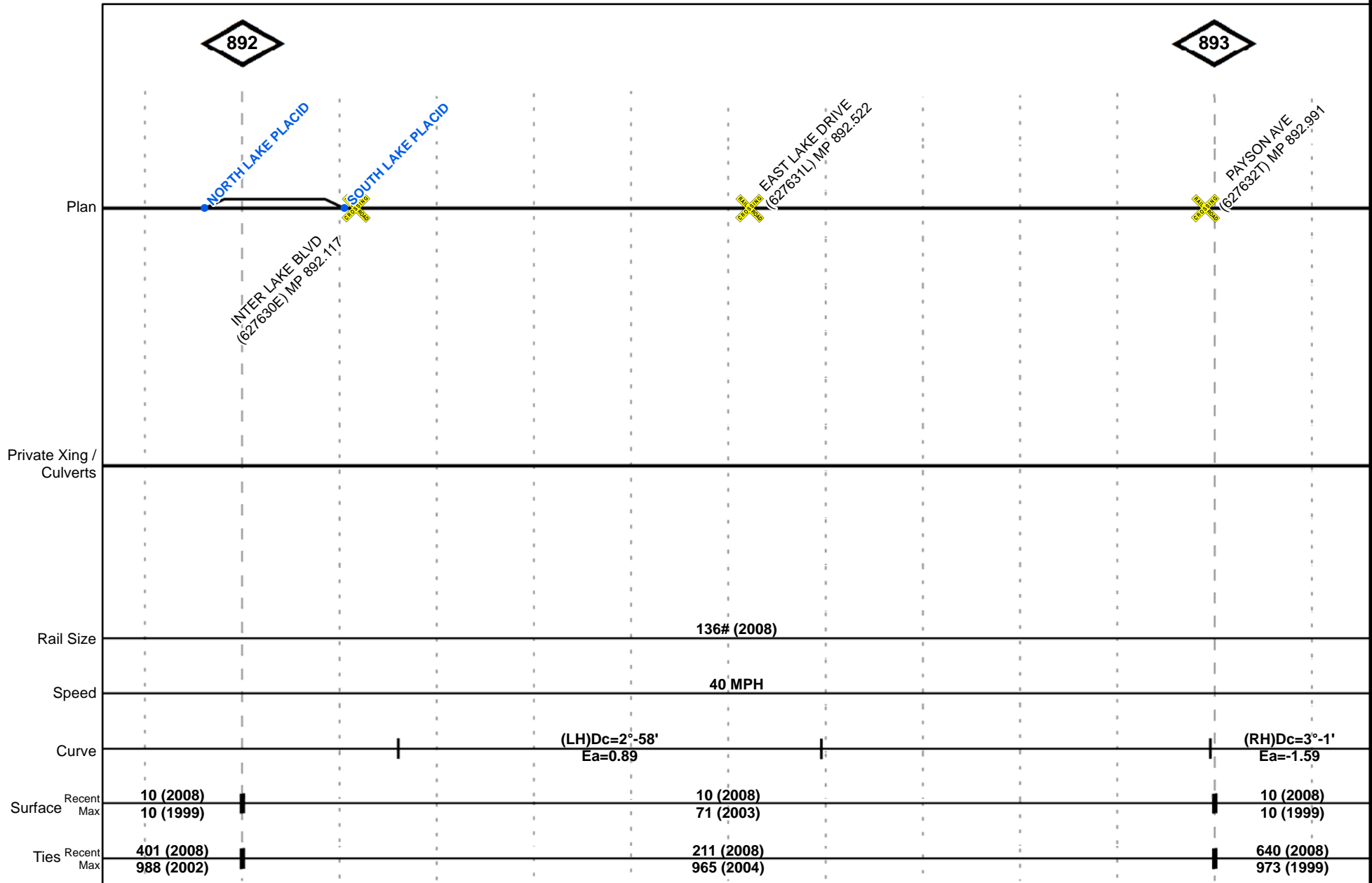
1°-54'

MILEPOST RANGE  
232 - 235

NORTHERN DIVISION - SYRACUSE MAIN

The New York, Susquehanna  
and Western Railway





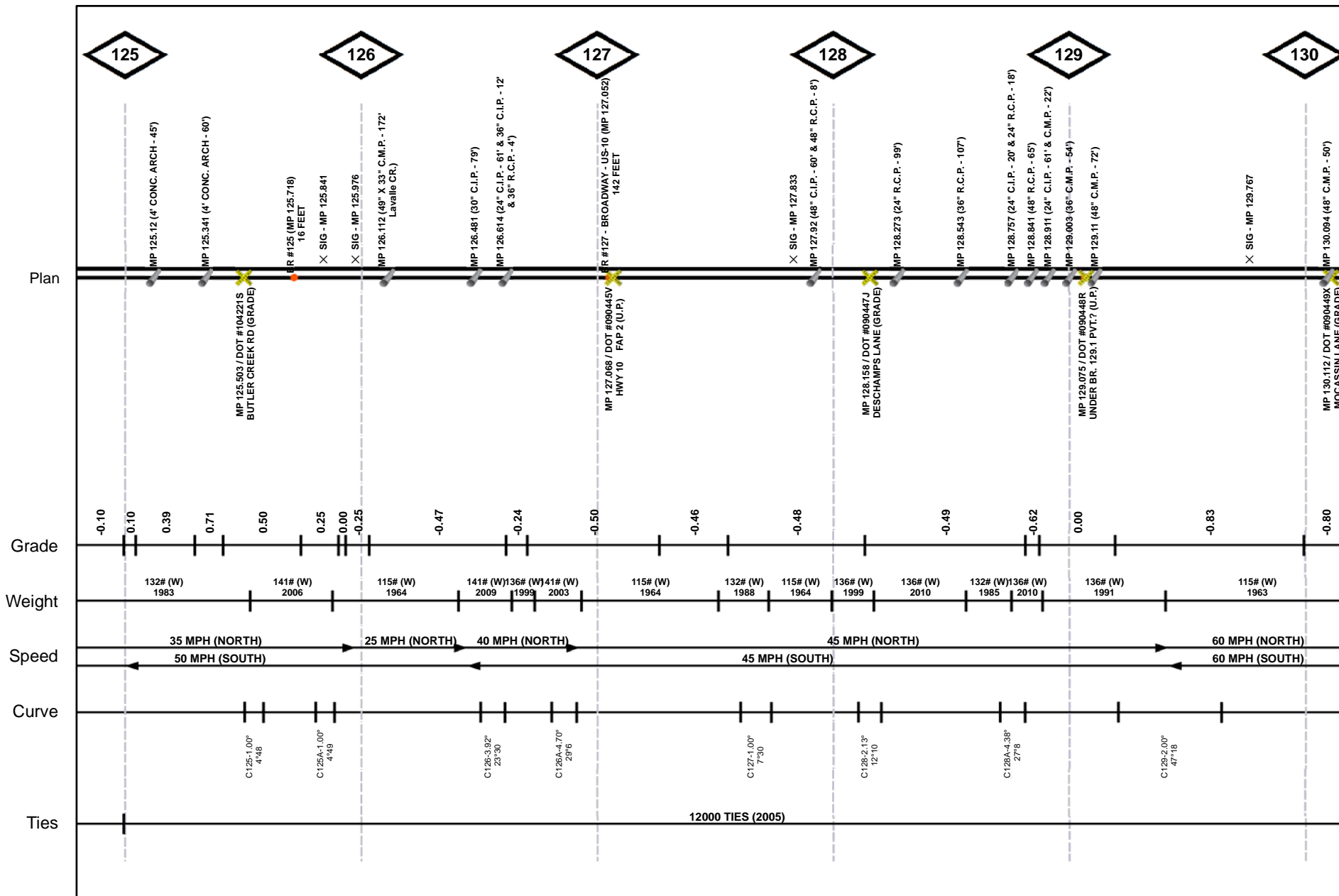
**South Central Florida Express Track Charts**  
**SCFE 892 - SCFE 893**



← Missoula

Missoula County

Frenchtown →



**3rd Subdivision**  
Main Line - Helena to Missoula

MP 125 - MP 130

← Livingston

Stillwater County

Laurel →

M.P. 40

M.P. 39

M.P. 38

M.P. 37

Curve

Grade

**COLUMBUS**

SPEED  
LIMIT  
60

Columbus House

+84 24" R.C.P.-93.6'

+16 48" R.C.P.-56'

+85 24" R.C.P.-35'-49.5'  
24" C.M.P.-14.5' - 49.5'

Sig .48

Sig .38

+84 5' Stone Arch-39.5'

+63 24" R.C.P.-24'

+54 12" T.P.-30'

+47 24" R.C.P.-32'

+37 24" R.C.P.-24'

+34 24" R.C.P.-32'

+28 24" R.C.P.-24'

+04 24" R.C.P.-24'

Columbus

Columbus Auxiliary

Private  
059908M

Rail  
Single

136#  
(08)

115#  
(70)

115#  
(64)

136#  
(99)

115#  
(64)

132#  
(63)

136#  
(01)

141#  
(05)

141#  
(05)

136#  
(97)

115#  
(64)

132#  
(63)

136#  
(99)

Ties

13000 (2010)



2nd Subdivision

M.P. 37 - M.P. 40

8